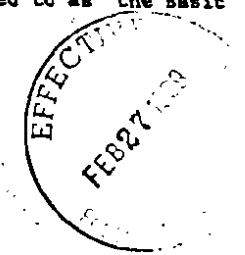


THIRD AMENDMENT TO LEASE
BETWEEN
PORT OF SEATTLE AND AMERICAN PRESIDENT LINES, LTD.
TERMINAL 5



THIS THIRD AMENDMENT TO LEASE is entered into as of February 1989, 19 89, by and between the PORT OF SEATTLE, a Washington municipal corporation as Lessor, hereinafter referred to as the "Port," and AMERICAN PRESIDENT LINES, LTD., a Delaware corporation, hereinafter referred to as "Lessee," with regard to Lease dated September 26, 1985 by the Port to Lessee of premises at the Port's Terminal 5 which was approved by the Federal Maritime Commission under the designation agreement No. T-224-01839, hereinafter referred to as "the Basic Lease."



RECITALS:

A. The Basic Lease superseded the Port's prior Leases to Lessee of Terminal 46 premises dated April 14, 1981 (FMC Agreement T-3968), and of Terminal 25 premises dated May 12, 1981 (FMC Agreement T-3968A) by providing for new premises for Lessee at Terminal 5 to be reconstructed by the Port with major improvements to Lessee's specifications; and

B. By First Amendment dated March 25, 1986, the parties provided for an extension of Lessee's occupancy at Terminal 46 until October 1986 and provided for certain construction modifications; and

C. By Second Amendment dated August 11, 1987, the parties acknowledged that the Port provided a fifth Container Crane for Lessee's use in accordance with lease requirements and stated a minimum rental for use thereof; and

D. The parties now wish to enlarge the leased premises by the addition of approximately six acres of improved terminal area, with provision for adjustment and subsequent modification of the premise description, the rental provisions, and exhibits of the basic lease to appropriately reflect and schedule these changes.

NOW THEREFORE, in consideration of the foregoing recitals and their mutual promises the parties hereby agree as follows:

1. Basic Lease Paragraph 1 (LEASED PREMISES AND EQUIPMENT)
subparagraph 1.(e) is deleted in its entirety and replaced with the following in its place and stead:

(e) The Port may (but does not obligate itself to) acquire the Wyckoff Lumber Company property which is not owned by the Port at the present time, which is shown on Exhibit E. In the event that the Port determines to acquire the Wyckoff property, it will give the Lessee not less than thirty (30) days' notice if it thereafter determines to lease or sell that property and Lessee shall have the right during the thirty (30) day period to have it included in the Terminal 5 lease by appropriate addendum. Nothing herein shall preclude the Port from operating the Wyckoff property for its own purposes. If Lessee exercises the rights for additional premises under this paragraph, all terms and conditions of the Terminal 5 lease shall govern. The Port will develop any additional premises for normal container yard operations inclusive of paving, striping, signing, and lighting and the initial rent for such additional premises shall be the rental rate then in effect under the Terminal 5 lease and it shall be adjusted thereafter as provided in the Terminal 5 lease. Any additional development beyond normal container yard required by Lessee shall be provided subject to further negotiations between parties. Any development performed by the Port shall be completed within a reasonable time period taking into account the time necessary to complete the design, permitting and construction process.

2. Basic Lease paragraph 1 (LEASED PREMISES AND EQUIPMENT) is amended by the addition of subparagraph (f) to read as follows:

(f) In addition to the terminal acreage provided in subparagraph 1.(a) above, the premises are hereby increased by the addition of six acres as shown on Port Drawing No. PM-5-30 dated 11/28/88, attached as Exhibit A-3, which by reference herein and attachment hereto becomes a part hereof, and which includes among other improvements, pavement, light poles, striping, wheel blocks, row signs, catch basins, manholes and vaults, all capable of accommodating top pick container forklift capacities and which is further described on attached Exhibit B-1, which by this reference and attachment hereto becomes a part hereof.

1-1648-3
12/27/88

-2-

This additional six acres is subject to an easement for ingress and egress by KJR radio station personnel to the underground antennae associated with KJR's radio broadcast towers, and transmission building, an easement and license for access to and for repair or replacement and operation and protection of the antennae, which antennae are situated along the northeast corner of the Terminal, and a restriction of use whereby Lessee agrees to restrict container stacking to not more than two container units high within a 100 foot radius of each radio tower as shown and described on attached Exhibit A-3; provided however, such restriction shall apply only with respect to the premises depicted on Exhibit A-3 and not to the premises depicted on Exhibit A; and provided further, that neither the rights of Lessee nor the obligations of the Port under paragraph 5(a) of the Lease are in any way modified or waived hereby.

3. Basic Lease Exhibit B is hereby amended by the addition of Exhibit B-1, which by this reference and attachment hereto becomes a part hereof, and which further describes and explains the improvements and the Port's work completion schedule associated with the additional six acres delineated on Exhibit A-3.

4. Amended Basic Lease paragraph 3 (RENT) subparagraph (a) is deleted its entirety and replaced with the following in its place and stead including the addition of sub-subparagraph 3.(a)(i).

3.(a) Lessee covenants to pay rentals, Crane use charges and amortization charges for certain improvements to the Premises monthly at the Port's address provided in paragraph 32, in advance on or before the first day of each month, in the amounts set forth in Items I, II, and III of Exhibit C. The Crane use charges specified in Item III of Exhibit C shall continue through the full term of this lease. The amortization charges for certain leasehold improvements specified in Item II A of Exhibit C and described in Part II of Exhibit B shall continue through the time shown on Exhibit C when the full cost of these improvements will be amortized. The rent payments specified in Item I of Exhibit C cover the lease period through June 30, 1995.

The parties understand and agree that the approximate six acres delineated on Exhibit A-3 require upgrading to container terminal standards and that while this work is underway, Lessee's rent for this additional area shall be 100% abated until the improvements identified on Exhibit B-1 are accomplished, all such work intended to bring the area up to top pick container forklift equipment loading capacity and with substantial completion expected on or about May 1, 1989. At the time of completion, rent abatement will cease and Lessee will pay full rental for the improved added area. The parties understand and agree that further additional work on the Premises (with rental abatement in proportion to the degree in which Lessee's operatives are curtailed by such work) will subsequently be required, such as relocation of the KJR office building entry ramp, pavement extension around the perimeter of the premises, and the addition of improved container storage areas adjacent to and along the east and west boundaries of these newly added areas, and concurrently, the Port will continue its effort to accomplish demolition of the KJR office building and removal of the radio towers and addition of this area to the Premises. Pending such action, Exhibit A-3, Port Drawing No. PM-5-30, reflects these facilities. Further rental abatement in the proportion to the degree in which Lessee's operations are curtailed by such work will be granted for those areas affected during such construction. Upon completion of all such construction and availability for Lessee's use, the Port will provide a new lease Exhibit A-4 reflecting completion of the aforesaid, for attachment to the lease as replacement for Exhibit A-3, Port Drawing No. PM-5-30, and will adjust the rent as shown on Exhibit C.

Following June 30, 1995, rent payments shall be determined and paid under the following formula:

Rents for the successive 5-year periods from and after July 1, 1995, through the remainder of the lease, shall be the lesser of (i) the rent payments set forth in the following table or (ii) the sum of the percentage increases during each of the preceding five year periods, as set forth in the Consumer Price Index, multiplied and applied to the rent payable in the year preceding the adjustment:

L-1648-3
12/27/88

-4-

<u>Period</u>	<u>Annual Per-Acre Rent</u>	<u>Annual Rent</u>	<u>Monthly Rent</u>
July 1, 1995 to June 30, 2000	\$ 52,654	\$ 4,370,282	\$364,190.17
July 1, 2000 to June 30, 2005	\$ 67,185	\$ 5,576,355	\$464,696.25
July 1, 2005 to June 30, 2010	\$ 94,061	\$ 7,807,063	\$650,588.58
July 1, 2010 to Dec. 31, 2015	\$141,092	\$11,710,636	\$975,886.33

5. Except as expressly amended herein, all provisions of the Basic Lease shall remain in full force and effect.

6. This Third Amendment to Lease shall become effective upon the occurrence of both of the following:


(a) Lessee shall have furnished to the Port written consent, in form satisfactory to the Port, to this Amendment on the part of Lessee's lease bond surety, but in no event later than February 1, 1989; and

(b) This Amendment shall have become effective under section 6 of the Shipping Act of 1984 and the provisions of 46 CFR & 572.307(e), (f).


The effective date shall be promptly confirmed in writing by the Port to Lessee.

IN WITNESS WHEREOF, the parties have signed this Third Amendment to Lease as of the date first stated above.


ATTEST:

By 
Secretary JIM WRIGHT
(CORPORATE SEAL)


PORT OF SEATTLE
A municipal corporation

By 
President
LESSOR
PATRICIA DAVIS

ATTEST:

By 
Secretary
(CORPORATE SEAL) DAVID V. AINSWORTH

AMERICAN PRESIDENT LINES, LTD.

By 
President
LESSEE
JOHN G. BURGESS

L-1648-3
12/27/88

-6-

STATE OF WASHINGTON)
) ss.
COUNTY OF KING)

On this 14th day of February, 1989,
before me, the undersigned notary public in and for the State of Washington,
duly commissioned and sworn, personally appeared PATRICIA DAVIS
and JIM WRIGHT, to me known to be the President and
Secretary, respectively, of the Port Commission of the PORT OF SEATTLE, a
municipal corporation, the corporation that executed the foregoing instrument,
and acknowledged said instrument to be the free and voluntary act and deed of
said corporation, for the uses and purposes therein mentioned, and on oath
stated that they were duly authorized to execute the same and that the seal
affixed is the corporate seal of said corporation.

WITNESS my hand and official seal hereto the day and year in this
certificate first above written.

Louis A. Mattila
Notary Public in and for the State of
Washington, residing at Missa Island
My appointment expires May 15, 1989.

1/14/89

(ACKNOWLEDGMENT FOR CORPORATE LESSEE)


STATE OF CALIFORNIA)
) ss.
COUNTY OF Alameda)

On this 25th day of January, 1989,
before me personally appeared John G. Burgess
and DAVID V. HANSWORTH, to me known to be
the Vice President and the Secretary,
respectively, of the corporation that executed the within and foregoing
instrument, and acknowledged said instrument to be the free and voluntary act
and deed of said corporation, for the uses and purposes therein mentioned, and
on oath stated that they were authorized to execute said instrument and that the
seal affixed is the corporate seal of said corporation.

IN WITNESS WHEREOF I have hereunto set my hand and affixed my official
seal the day and year first above written.

Nancy A. Robinson
Notary Public in and for the State of
California, residing at Oakland
My appointment expires 8-11-92.

8655R



L-1648-3
12/27/88

-7-

**RENT AND AMORTIZATION SCHEDULE
PAYMENT SUMMARY
AMERICAN PRESIDENT LINES, LTD.**

ITEM NUMBER	EXPLANATION OF ITEMS	PREMISE RENTAL					AMORTIZATION		
		PERIOD BEGINNING	PERIOD ENDING	RENT INCREMENTS			Final Payment Date (Assumed)	\$ Per Month Schedule	\$ Amount Per Month Payable
				\$ ACRE-YR.	\$ TOTAL-YR.	\$ MONTHLY			
I.	Phase 1 - 30 acres (1,306,800 sq.ft.)	Eff. Dt. Agmt.	12-31-86	40,000	1,200,000	100,000.00			
	Phase 2 - 70 acres (3,049,200 sq.ft.)	01-01-87	12-31-88	40,000	2,800,000	233,333.33			
	Phase 3 - 77 acres (3,354,120 sq.ft.)	01-01-89	12-31-89	40,000	3,080,000	256,666.67			
	*Phase 3A - 6 acres (261,360 sq.ft.)	05-01-89	12-31-89	40,000	240,000	20,000.00			
	Phase 4 - 83 acres (3,618,480 sq.ft.)	01-01-90	06-30-90	40,000	3,320,000	276,666.67			
		07-01-90	06-30-95	42,127	3,496,541	291,378.42			
	From and after 07-01-95 - Rent to be determined under paragraph 3(a) of Lease.								
II.	The improvements subject to amortization payments under this Item II include those specified in Part II of Exhibit B. A portion of the total actual costs of such improvements as indicated in Part II of Exhibit B (the "Amortization Portion") shall be repaid by Lessee to the Port according to the payment schedule appended hereto as Schedule 1. As of the date hereof, the payment schedule set forth in Schedule 1 is based upon estimates of costs. Upon completion of the construction of such improvements, Schedule 1 shall be revised to set forth a schedule of even payments amortizing the then unamortized balance of the Amortization Portion. The cost of the Amortization Portion amortized as provided in Schedule 1 shall be paid to the Port in accordance with the terms set forth in the opposite table, as revised to reflect actual costs.	Starting Date (Assumed)	Cost to be Amortized	Percent Interest Rate	Time Period No. Months	Final Payment Date (Assumed)	\$ Per Month Schedule	\$ Amount Per Month Payable	
		01-01-87	1,612,491	12%	240	Dec. 2006	17,754.91	17,754.91	

*Rent for this six acres is subject to abatement pursuant to paragraph 3(a) of the Basic Lease, as amended by the Third Amendment.

ROLL NO. 81-7541

09/25/85 17:29

P. 10

AMORTIZATION

Starting Date (Assumed)	Cost to be Amortized	Percent Interest Rate	Time Period No. Months	Final Payment Date (Assumed)	\$ Per Month Schedule	\$ Amount Per Month Payable
01-01-87	7,046,912	12%	240	Dec. 2006	77,592.57	NONE

B. A portion of the cost of constructing the improvements specified in part III of Exhibit B shall be repaid to the Port as a lump sum payment if, but only if, Lessee terminates the lease prior to full amortization of said improvements by the Port during the period commencing on the effective date hereof and extending over the succeeding 240 months. In the event that Lessee terminates the Lease for any reason prior to the expiration of such period Lessee shall pay a termination payment to the Port in accordance with Schedule 2 to this Exhibit C. As of the date hereof, the payment schedule set forth in Schedule 2 is based upon estimates of costs. Upon completion of construction of such improvements, Schedule 2 shall be revised to set forth a schedule of payments amortizing the then unamortized balance of the cost of such improvements. The contingent payment schedule set forth in Schedule 2 shall be based upon the terms set forth in the opposite table, as revised to reflect actual costs.:

C. As used in items II A and B above, the term "costs" shall be understood to include actual costs paid to professional consultants and contractors, Port staff engineering wage and fringe costs, taxes, permit fees and other Port direct costs.:

*Termination payment balance is reduced by this amount for each month of occupancy by Lessee during which rent is paid.

Exhibit C
Page 2 of 13 Pages. (Rev. 5/11)

PAYMENT SUMMARY - Exhibit C

Item Number	EXPLANATION OF ITEMS	EQUIPMENT RENTAL	
		\$ Yearly Charge	\$ Amount Payable Per Month
III	Preferential Use Container Cranes		
(I)	(3) Cranes - Fixed Charge		
	Port # 61		
	Port # 62		
	Port # 63		
(ii)	4th Crane (# 64) per Tariff	550,000	45,833.33
(iii)	5th Crane (to be provided under paragraph 1(d) of the (Lease)	Per Port Tariff #3*	-do-
		Per Port Tariff #3*	-do-

Maintenance & Fueling of all Cranes provided and paid for by Lessee.

*including successors thereto and reissues thereof

Exhibit C
Page 3 of 13 Pages. (Rev. 5/1/88)
1579C

AMORT2 bjb 4-6-87

LOAN AMORTIZATION TABLE

PRINCIPAL: \$1,612,491.00
 INTEREST: 12.00%
 Term, years: 20
 Monthly Payment: \$17,754.91
 No. pds/yr: 12
 PRIN., Known: 0

FMT, unknowns: 0
 FV, unknowns: 320397.26

Month	Year	Period	Payment	Interest	Principal	Balance	Year-end Totals Interest	Principal
						\$1,612,491.00		
January	1987	1	\$17,754.91	\$16,124.91	\$1,630.00	\$1,610,861.00		
February	1987	2	\$17,754.91	\$16,108.61	\$1,646.30	\$1,609,214.69		
March	1987	3	\$17,754.91	\$16,092.15	\$1,662.77	\$1,607,551.92		
April	1987	4	\$17,754.91	\$16,075.52	\$1,679.40	\$1,605,872.53		
May	1987	5	\$17,754.91	\$16,058.73	\$1,696.19	\$1,604,176.34		
June	1987	6	\$17,754.91	\$16,041.76	\$1,713.15	\$1,602,463.19		
July	1987	7	\$17,754.91	\$16,024.63	\$1,730.28	\$1,600,732.90		
August	1987	8	\$17,754.91	\$16,007.33	\$1,747.59	\$1,598,985.32		
September	1987	9	\$17,754.91	\$15,989.85	\$1,765.06	\$1,597,220.26		
October	1987	10	\$17,754.91	\$15,972.20	\$1,782.71	\$1,595,437.54		
November	1987	11	\$17,754.91	\$15,954.38	\$1,800.54	\$1,593,637.00		
December	1987	12	\$17,754.91	\$15,936.37	\$1,818.54	\$1,591,818.46	\$192,386.44	\$20,672.54
January	1988	13	\$17,754.91	\$15,918.18	\$1,836.73	\$1,589,981.73		
February	1988	14	\$17,754.91	\$15,899.82	\$1,855.10	\$1,588,126.63		
March	1988	15	\$17,754.91	\$15,881.27	\$1,873.65	\$1,586,252.98		
April	1988	16	\$17,754.91	\$15,862.53	\$1,892.38	\$1,584,360.60		
May	1988	17	\$17,754.91	\$15,843.61	\$1,911.31	\$1,582,449.29		
June	1988	18	\$17,754.91	\$15,824.49	\$1,930.42	\$1,580,518.87		
July	1988	19	\$17,754.91	\$15,805.19	\$1,949.73	\$1,578,569.14		
August	1988	20	\$17,754.91	\$15,785.69	\$1,969.22	\$1,576,599.92		
September	1988	21	\$17,754.91	\$15,766.00	\$1,988.92	\$1,574,611.00		
October	1988	22	\$17,754.91	\$15,746.11	\$2,008.80	\$1,572,602.20		
November	1988	23	\$17,754.91	\$15,726.02	\$2,028.89	\$1,570,573.30		
December	1988	24	\$17,754.91	\$15,705.73	\$2,049.18	\$1,568,524.12	\$189,764.64	\$23,294.34
January	1989	25	\$17,754.91	\$15,685.24	\$2,069.67	\$1,566,454.45		
February	1989	26	\$17,754.91	\$15,664.54	\$2,090.37	\$1,564,364.08		
March	1989	27	\$17,754.91	\$15,643.64	\$2,111.27	\$1,562,252.80		
April	1989	28	\$17,754.91	\$15,622.53	\$2,132.39	\$1,560,120.42		
May	1989	29	\$17,754.91	\$15,601.20	\$2,153.71	\$1,557,966.71		
June	1989	30	\$17,754.91	\$15,579.67	\$2,175.25	\$1,555,791.46		
July	1989	31	\$17,754.91	\$15,557.91	\$2,197.00	\$1,553,594.46		
August	1989	32	\$17,754.91	\$15,535.94	\$2,218.97	\$1,551,375.49		
September	1989	33	\$17,754.91	\$15,513.75	\$2,241.16	\$1,549,134.33		
October	1989	34	\$17,754.91	\$15,491.34	\$2,263.57	\$1,546,870.76		
November	1989	35	\$17,754.91	\$15,468.71	\$2,286.21	\$1,544,584.55		
December	1989	36	\$17,754.91	\$15,445.85	\$2,309.07	\$1,542,275.48	\$186,810.34	\$26,248.64

① Schedule I of Exhibit C

January	1990	37	\$17,754.91	\$15,422.75	\$2,332.16	\$1,539,943.32
February	1990	38	\$17,754.91	\$15,399.43	\$2,355.48	\$1,537,587.84
March	1990	39	\$17,754.91	\$15,375.88	\$2,379.04	\$1,535,208.80
April	1990	40	\$17,754.91	\$15,352.09	\$2,402.83	\$1,532,805.98
May	1990	41	\$17,754.91	\$15,328.06	\$2,426.86	\$1,530,379.12
June	1990	42	\$17,754.91	\$15,303.79	\$2,451.12	\$1,527,928.00
July	1990	43	\$17,754.91	\$15,279.28	\$2,475.63	\$1,525,452.36
August	1990	44	\$17,754.91	\$15,254.52	\$2,500.39	\$1,522,951.97
September	1990	45	\$17,754.91	\$15,229.52	\$2,525.40	\$1,520,426.58
October	1990	46	\$17,754.91	\$15,204.27	\$2,550.65	\$1,517,875.93
November	1990	47	\$17,754.91	\$15,178.76	\$2,576.16	\$1,515,299.77
December	1990	48	\$17,754.91	\$15,153.00	\$2,601.92	\$1,512,697.86

\$183,481.35 \$29,577.63

January	1991	49	\$17,754.91	\$15,126.98	\$2,627.94	\$1,510,069.92
February	1991	50	\$17,754.91	\$15,100.70	\$2,654.22	\$1,507,415.70
March	1991	51	\$17,754.91	\$15,074.16	\$2,680.76	\$1,504,734.95
April	1991	52	\$17,754.91	\$15,047.35	\$2,707.57	\$1,502,027.38
May	1991	53	\$17,754.91	\$15,020.27	\$2,734.64	\$1,499,292.74
June	1991	54	\$17,754.91	\$14,992.93	\$2,761.99	\$1,496,530.75
July	1991	55	\$17,754.91	\$14,965.31	\$2,789.61	\$1,493,741.14
August	1991	56	\$17,754.91	\$14,937.41	\$2,817.50	\$1,490,923.64
September	1991	57	\$17,754.91	\$14,909.24	\$2,845.68	\$1,488,077.96
October	1991	58	\$17,754.91	\$14,880.78	\$2,874.14	\$1,485,203.83
November	1991	59	\$17,754.91	\$14,852.04	\$2,902.83	\$1,482,300.95
December	1991	60	\$17,754.91	\$14,823.01	\$2,931.91	\$1,479,369.05

\$179,730.17 \$33,328.81

January	1992	61	\$17,754.91	\$14,793.69	\$2,961.22	\$1,476,407.82
February	1992	62	\$17,754.91	\$14,764.08	\$2,990.84	\$1,473,416.98
March	1992	63	\$17,754.91	\$14,734.17	\$3,020.74	\$1,470,396.24
April	1992	64	\$17,754.91	\$14,703.96	\$3,050.95	\$1,467,345.29
May	1992	65	\$17,754.91	\$14,673.45	\$3,081.46	\$1,464,263.83
June	1992	66	\$17,754.91	\$14,642.64	\$3,112.28	\$1,461,151.55
July	1992	67	\$17,754.91	\$14,611.52	\$3,143.40	\$1,458,008.15
August	1992	68	\$17,754.91	\$14,580.08	\$3,174.83	\$1,454,833.32
September	1992	69	\$17,754.91	\$14,548.33	\$3,206.58	\$1,451,626.73
October	1992	70	\$17,754.91	\$14,516.27	\$3,238.65	\$1,448,388.09
November	1992	71	\$17,754.91	\$14,483.88	\$3,271.03	\$1,445,117.05
December	1992	72	\$17,754.91	\$14,451.17	\$3,303.74	\$1,441,813.31

\$175,503.24 \$37,555.74

January	1993	73	\$17,754.91	\$14,418.13	\$3,336.78	\$1,438,476.53
February	1993	74	\$17,754.91	\$14,384.77	\$3,370.15	\$1,435,106.38
March	1993	75	\$17,754.91	\$14,351.06	\$3,403.85	\$1,431,702.53
April	1993	76	\$17,754.91	\$14,317.03	\$3,437.89	\$1,428,264.64
May	1993	77	\$17,754.91	\$14,282.65	\$3,472.27	\$1,424,792.37
June	1993	78	\$17,754.91	\$14,247.92	\$3,506.99	\$1,421,285.38
July	1993	79	\$17,754.91	\$14,212.85	\$3,542.06	\$1,417,743.32
August	1993	80	\$17,754.91	\$14,177.43	\$3,577.48	\$1,414,165.83
September	1993	81	\$17,754.91	\$14,141.66	\$3,613.26	\$1,410,552.58
October	1993	82	\$17,754.91	\$14,105.53	\$3,649.39	\$1,406,903.19
November	1993	83	\$17,754.91	\$14,069.03	\$3,685.88	\$1,403,217.31
December	1993	84	\$17,754.91	\$14,032.17	\$3,722.74	\$1,399,494.56

\$170,740.23 \$42,318.74

January	1994	85	\$17,754.91	\$13,994.95	\$3,759.97	\$1,395,734.60
February	1994	86	\$17,754.91	\$13,957.35	\$3,797.57	\$1,391,937.03
March	1994	87	\$17,754.91	\$13,919.37	\$3,835.54	\$1,388,101.49
April	1994	88	\$17,754.91	\$13,881.01	\$3,873.90	\$1,384,227.58

② Schedule 1 of Exhibit C

FMC Agreement No.: 010839-003 Effective Date: Monday, February 27, 1989

Downloaded from WWW.FMC.GOV on Tuesday, July 23, 2024

May	1994	89	\$17,754.91	\$13,842.28	\$3,912.64	\$1,380,314.94
June	1994	90	\$17,754.91	\$13,803.15	\$3,951.77	\$1,374,363.18
July	1994	91	\$17,754.91	\$13,763.63	\$3,991.28	\$1,372,371.89
August	1994	92	\$17,754.91	\$13,723.72	\$4,031.20	\$1,368,340.70
September	1994	93	\$17,754.91	\$13,683.41	\$4,071.51	\$1,364,269.19
October	1994	94	\$17,754.91	\$13,642.69	\$4,112.22	\$1,360,156.97
November	1994	95	\$17,754.91	\$13,601.57	\$4,153.35	\$1,356,003.62
December	1994	96	\$17,754.91	\$13,560.04	\$4,194.88	\$1,351,808.74

\$165,373.16 \$47,685.82

January	1995	97	\$17,754.91	\$13,518.09	\$4,236.83	\$1,347,571.92
February	1995	98	\$17,754.91	\$13,475.72	\$4,279.20	\$1,343,292.72
March	1995	99	\$17,754.91	\$13,432.93	\$4,321.99	\$1,338,970.73
April	1995	100	\$17,754.91	\$13,389.71	\$4,365.21	\$1,334,605.53
May	1995	101	\$17,754.91	\$13,346.06	\$4,408.86	\$1,330,196.67
June	1995	102	\$17,754.91	\$13,301.97	\$4,452.95	\$1,325,743.72
July	1995	103	\$17,754.91	\$13,257.44	\$4,497.48	\$1,321,246.24
August	1995	104	\$17,754.91	\$13,212.46	\$4,542.45	\$1,316,703.79
September	1995	105	\$17,754.91	\$13,167.04	\$4,587.98	\$1,312,115.91
October	1995	106	\$17,754.91	\$13,121.16	\$4,633.76	\$1,307,482.16
November	1995	107	\$17,754.91	\$13,074.82	\$4,680.09	\$1,302,802.06
December	1995	108	\$17,754.91	\$13,028.02	\$4,726.69	\$1,298,075.17

\$159,325.40 \$53,733.58

January	1996	109	\$17,754.91	\$12,980.75	\$4,774.16	\$1,293,301.01
February	1996	110	\$17,754.91	\$12,933.01	\$4,821.90	\$1,288,479.10
March	1996	111	\$17,754.91	\$12,884.79	\$4,870.12	\$1,283,608.98
April	1996	112	\$17,754.91	\$12,836.09	\$4,918.63	\$1,278,690.15
May	1996	113	\$17,754.91	\$12,786.90	\$4,968.01	\$1,273,722.14
June	1996	114	\$17,754.91	\$12,737.22	\$5,017.69	\$1,268,704.45
July	1996	115	\$17,754.91	\$12,687.04	\$5,067.87	\$1,263,636.57
August	1996	116	\$17,754.91	\$12,636.37	\$5,118.55	\$1,258,518.03
September	1996	117	\$17,754.91	\$12,585.19	\$5,169.73	\$1,253,348.29
October	1996	118	\$17,754.91	\$12,533.48	\$5,221.43	\$1,248,126.86
November	1996	119	\$17,754.91	\$12,481.27	\$5,273.65	\$1,242,853.21
December	1996	120	\$17,754.91	\$12,428.53	\$5,326.38	\$1,237,526.83

\$152,510.64 \$60,548.34

January	1997	121	\$17,754.91	\$12,375.27	\$5,379.65	\$1,232,147.18
February	1997	122	\$17,754.91	\$12,321.47	\$5,433.44	\$1,226,713.74
March	1997	123	\$17,754.91	\$12,267.14	\$5,487.78	\$1,221,225.96
April	1997	124	\$17,754.91	\$12,212.26	\$5,542.66	\$1,215,683.31
May	1997	125	\$17,754.91	\$12,156.83	\$5,598.08	\$1,210,085.23
June	1997	126	\$17,754.91	\$12,100.65	\$5,654.06	\$1,204,431.16
July	1997	127	\$17,754.91	\$12,044.31	\$5,710.60	\$1,198,720.56
August	1997	128	\$17,754.91	\$11,987.21	\$5,767.71	\$1,192,952.85
September	1997	129	\$17,754.91	\$11,929.53	\$5,825.39	\$1,187,127.47
October	1997	130	\$17,754.91	\$11,871.27	\$5,883.64	\$1,181,243.83
November	1997	131	\$17,754.91	\$11,812.44	\$5,942.48	\$1,175,301.35
December	1997	132	\$17,754.91	\$11,753.01	\$6,001.90	\$1,169,299.45

\$144,831.59 \$68,227.38

January	1998	133	\$17,754.91	\$11,692.99	\$6,061.92	\$1,163,237.53
February	1998	134	\$17,754.91	\$11,632.38	\$6,122.54	\$1,157,114.99
March	1998	135	\$17,754.91	\$11,571.15	\$6,183.76	\$1,150,931.22
April	1998	136	\$17,754.91	\$11,509.31	\$6,245.60	\$1,144,685.62
May	1998	137	\$17,754.91	\$11,446.86	\$6,308.06	\$1,138,377.56
June	1998	138	\$17,754.91	\$11,383.78	\$6,371.14	\$1,132,006.42
July	1998	139	\$17,754.91	\$11,320.06	\$6,434.65	\$1,125,571.57
August	1998	140	\$17,754.91	\$11,255.72	\$6,499.20	\$1,119,072.37

③ Schedule 1 of Exhibit C

FMC Agreement No.: 010839-003 Effective Date: Monday, February 27, 1989

Downloaded from WWW.FMC.GOV on Tuesday, July 23, 2024

September	1998	141	\$17,754.91	\$11,190.72	\$6,564.19	\$1,112,508.18		
October	1998	142	\$17,754.91	\$11,125.08	\$6,629.83	\$1,105,878.35		
November	1998	143	\$17,754.91	\$11,058.78	\$6,696.13	\$1,099,182.22		
December	1998	144	\$17,754.91	\$10,991.82	\$6,763.09	\$1,092,419.12		
							\$136,178.65	\$76,880.32
January	1999	145	\$17,754.91	\$10,924.19	\$6,830.72	\$1,085,588.40		
February	1999	146	\$17,754.91	\$10,855.98	\$6,899.03	\$1,078,689.37		
March	1999	147	\$17,754.91	\$10,786.89	\$6,968.02	\$1,071,721.35		
April	1999	148	\$17,754.91	\$10,717.21	\$7,037.70	\$1,064,683.65		
May	1999	149	\$17,754.91	\$10,646.84	\$7,108.08	\$1,057,575.57		
June	1999	150	\$17,754.91	\$10,575.76	\$7,179.16	\$1,050,396.41		
July	1999	151	\$17,754.91	\$10,503.96	\$7,250.95	\$1,043,145.46		
August	1999	152	\$17,754.91	\$10,431.45	\$7,323.46	\$1,035,822.00		
September	1999	153	\$17,754.91	\$10,358.22	\$7,396.69	\$1,028,425.30		
October	1999	154	\$17,754.91	\$10,284.25	\$7,470.66	\$1,020,954.64		
November	1999	155	\$17,754.91	\$10,209.55	\$7,545.37	\$1,013,409.27		
December	1999	156	\$17,754.91	\$10,134.09	\$7,620.82	\$1,005,788.45		
							\$126,428.31	\$86,630.67
January	2000	157	\$17,754.91	\$10,057.88	\$7,697.03	\$999,091.42		
February	2000	158	\$17,754.91	\$9,980.91	\$7,774.00	\$990,317.42		
March	2000	159	\$17,754.91	\$9,903.17	\$7,851.74	\$982,465.68		
April	2000	160	\$17,754.91	\$9,824.66	\$7,930.26	\$974,535.42		
May	2000	161	\$17,754.91	\$9,745.35	\$8,009.56	\$966,525.86		
June	2000	162	\$17,754.91	\$9,665.26	\$8,089.66	\$958,436.21		
July	2000	163	\$17,754.91	\$9,584.36	\$8,170.55	\$950,265.65		
August	2000	164	\$17,754.91	\$9,502.66	\$8,252.26	\$942,013.40		
September	2000	165	\$17,754.91	\$9,420.13	\$8,334.78	\$933,678.61		
October	2000	166	\$17,754.91	\$9,336.79	\$8,418.13	\$925,260.49		
November	2000	167	\$17,754.91	\$9,252.60	\$8,502.31	\$916,758.18		
December	2000	168	\$17,754.91	\$9,167.58	\$8,587.33	\$908,170.84		
							\$115,441.37	\$97,617.61
January	2001	169	\$17,754.91	\$9,081.71	\$8,673.21	\$899,497.64		
February	2001	170	\$17,754.91	\$8,994.98	\$8,759.94	\$890,737.70		
March	2001	171	\$17,754.91	\$8,907.38	\$8,847.54	\$882,890.16		
April	2001	172	\$17,754.91	\$8,818.90	\$8,936.01	\$874,954.15		
May	2001	173	\$17,754.91	\$8,729.54	\$9,025.37	\$866,928.77		
June	2001	174	\$17,754.91	\$8,639.29	\$9,115.63	\$858,813.15		
July	2001	175	\$17,754.91	\$8,548.13	\$9,206.78	\$850,606.36		
August	2001	176	\$17,754.91	\$8,456.06	\$9,298.85	\$842,307.51		
September	2001	177	\$17,754.91	\$8,363.08	\$9,391.64	\$833,915.67		
October	2001	178	\$17,754.91	\$8,269.16	\$9,485.76	\$825,429.91		
November	2001	179	\$17,754.91	\$8,174.30	\$9,580.62	\$816,849.30		
December	2001	180	\$17,754.91	\$8,078.49	\$9,676.42	\$808,172.88		
							\$103,061.01	\$109,997.97
January	2002	181	\$17,754.91	\$7,981.73	\$9,773.19	\$799,399.69		
February	2002	182	\$17,754.91	\$7,884.00	\$9,870.92	\$790,528.77		
March	2002	183	\$17,754.91	\$7,785.29	\$9,969.63	\$781,559.15		
April	2002	184	\$17,754.91	\$7,685.59	\$10,069.32	\$772,489.82		
May	2002	185	\$17,754.91	\$7,584.90	\$10,170.02	\$763,319.81		
June	2002	186	\$17,754.91	\$7,483.20	\$10,271.72	\$754,048.09		
July	2002	187	\$17,754.91	\$7,380.48	\$10,374.43	\$744,673.66		
August	2002	188	\$17,754.91	\$7,276.74	\$10,478.18	\$735,195.48		
September	2002	189	\$17,754.91	\$7,171.95	\$10,582.96	\$725,612.52		
October	2002	190	\$17,754.91	\$7,066.13	\$10,688.79	\$715,923.73		
November	2002	191	\$17,754.91	\$6,959.24	\$10,795.68	\$706,128.05		
December	2002	192	\$17,754.91	\$6,851.28	\$10,903.63	\$696,224.42		

January	2003	193	\$17,754.91	\$6,742.24	\$11,012.67	\$663,211.75	\$89,110.52	\$123,948.46
February	2003	194	\$17,754.91	\$6,632.12	\$11,122.80	\$652,088.95		
March	2003	195	\$17,754.91	\$6,520.89	\$11,234.03	\$640,954.92		
April	2003	196	\$17,754.91	\$6,408.55	\$11,346.37	\$629,820.56		
May	2003	197	\$17,754.91	\$6,295.09	\$11,459.83	\$618,688.73		
June	2003	198	\$17,754.91	\$6,180.49	\$11,574.43	\$606,474.30		
July	2003	199	\$17,754.91	\$6,064.74	\$11,690.17	\$594,284.13		
August	2003	200	\$17,754.91	\$5,947.84	\$11,807.07	\$582,977.05		
September	2003	201	\$17,754.91	\$5,829.77	\$11,925.14	\$571,651.91		
October	2003	202	\$17,754.91	\$5,710.52	\$12,044.40	\$559,007.51		
November	2003	203	\$17,754.91	\$5,590.08	\$12,164.84	\$546,842.68		
December	2003	204	\$17,754.91	\$5,468.43	\$12,286.49	\$534,556.19		
							\$73,390.75	\$139,668.23
January	2004	205	\$17,754.91	\$5,345.56	\$12,409.35	\$522,146.83		
February	2004	206	\$17,754.91	\$5,221.47	\$12,533.45	\$509,813.39		
March	2004	207	\$17,754.91	\$5,096.13	\$12,658.78	\$496,954.61		
April	2004	208	\$17,754.91	\$4,969.55	\$12,785.37	\$484,169.24		
May	2004	209	\$17,754.91	\$4,841.69	\$12,913.22	\$471,256.02		
June	2004	210	\$17,754.91	\$4,712.56	\$13,042.35	\$458,213.66		
July	2004	211	\$17,754.91	\$4,582.14	\$13,172.78	\$445,040.88		
August	2004	212	\$17,754.91	\$4,450.41	\$13,304.51	\$431,738.38		
September	2004	213	\$17,754.91	\$4,317.36	\$13,437.55	\$418,298.83		
October	2004	214	\$17,754.91	\$4,182.99	\$13,571.93	\$404,726.90		
November	2004	215	\$17,754.91	\$4,047.27	\$13,707.65	\$391,019.25		
December	2004	216	\$17,754.91	\$3,910.19	\$13,844.72	\$377,174.53		
							\$55,677.32	\$157,381.66
January	2005	217	\$17,754.91	\$3,771.75	\$13,983.17	\$363,191.36		
February	2005	218	\$17,754.91	\$3,631.91	\$14,123.00	\$349,066.36		
March	2005	219	\$17,754.91	\$3,490.68	\$14,264.23	\$334,804.13		
April	2005	220	\$17,754.91	\$3,348.04	\$14,406.87	\$320,397.26		
May	2005	221	\$17,754.91	\$3,203.97	\$14,550.94	\$305,846.31		
June	2005	222	\$17,754.91	\$3,058.46	\$14,696.45	\$291,149.86		
July	2005	223	\$17,754.91	\$2,911.50	\$14,843.42	\$276,306.45		
August	2005	224	\$17,754.91	\$2,763.06	\$14,991.85	\$261,314.60		
September	2005	225	\$17,754.91	\$2,613.15	\$15,141.77	\$246,172.83		
October	2005	226	\$17,754.91	\$2,461.73	\$15,293.19	\$230,879.64		
November	2005	227	\$17,754.91	\$2,308.80	\$15,446.12	\$215,433.52		
December	2005	228	\$17,754.91	\$2,154.34	\$15,600.58	\$199,832.94		
							\$35,717.39	\$177,341.59
January	2006	229	\$17,754.91	\$1,998.33	\$15,756.59	\$184,076.36		
February	2006	230	\$17,754.91	\$1,840.76	\$15,914.15	\$168,162.21		
March	2006	231	\$17,754.91	\$1,681.62	\$16,073.29	\$152,088.91		
April	2006	232	\$17,754.91	\$1,520.89	\$16,234.03	\$135,854.69		
May	2006	233	\$17,754.91	\$1,358.55	\$16,396.37	\$119,458.52		
June	2006	234	\$17,754.91	\$1,194.59	\$16,560.33	\$102,898.19		
July	2006	235	\$17,754.91	\$1,028.98	\$16,725.93	\$86,172.26		
August	2006	236	\$17,754.91	\$861.72	\$16,893.19	\$69,279.07		
September	2006	237	\$17,754.91	\$692.79	\$17,062.12	\$52,216.94		
October	2006	238	\$17,754.91	\$522.17	\$17,232.75	\$34,984.20		
November	2006	239	\$17,754.91	\$349.84	\$17,405.07	\$17,579.12		
December	2006	240	\$17,754.91	\$175.79	\$17,579.12	\$0.00		
							\$13,226.04	\$199,832.94

Totals \$4,261,179.55 \$2,648,688.55 \$1,612,491.00 \$2,648,688.55 \$1,612,491.00

⑤ Schedule 1 of Exhibit C

FMC Agreement No.: 010839-003 Effective Date: Monday, February 27, 1989

Downloaded from WWW.FMC.GOV on Tuesday, July 23, 2024

AMORT4 bjb 4-6-87

LOAN AMORTIZATION TABLE

PRINCIPAL: \$7,046,912.00
 INTEREST: 12.00%
 Term, years: 20
 Monthly Payments: \$77,592.57
 No. pds/yr: 12
 PRIN., Known: 0

PMT, unknown: 0
 PV, unknown: 1400200.85

Month	Year	Period	Payment	Interest	Principal	Balance	Year-end Totals Interest	Principal
						\$7,046,912.00		
January	1987	1	\$77,592.57	\$70,469.12	\$7,123.45	\$7,039,788.55		
February	1987	2	\$77,592.57	\$70,397.89	\$7,194.69	\$7,032,593.86		
March	1987	3	\$77,592.57	\$70,325.94	\$7,266.63	\$7,025,327.23		
April	1987	4	\$77,592.57	\$70,253.27	\$7,339.30	\$7,017,987.93		
May	1987	5	\$77,592.57	\$70,179.88	\$7,412.69	\$7,010,575.24		
June	1987	6	\$77,592.57	\$70,105.75	\$7,486.82	\$7,003,068.42		
July	1987	7	\$77,592.57	\$70,030.88	\$7,561.69	\$6,995,526.74		
August	1987	8	\$77,592.57	\$69,955.27	\$7,637.30	\$6,987,869.43		
September	1987	9	\$77,592.57	\$69,878.89	\$7,713.63	\$6,980,175.76		
October	1987	10	\$77,592.57	\$69,801.76	\$7,790.81	\$6,972,384.94		
November	1987	11	\$77,592.57	\$69,723.85	\$7,868.72	\$6,964,516.22		
December	1987	12	\$77,592.57	\$69,645.16	\$7,947.41	\$6,956,568.81	\$640,767.66	\$90,343.19
January	1988	13	\$77,592.57	\$69,565.69	\$8,026.93	\$6,948,541.93		
February	1988	14	\$77,592.57	\$69,485.42	\$8,107.15	\$6,940,434.78		
March	1988	15	\$77,592.57	\$69,404.35	\$8,188.22	\$6,932,246.56		
April	1988	16	\$77,592.57	\$69,322.47	\$8,270.11	\$6,923,976.45		
May	1988	17	\$77,592.57	\$69,239.76	\$8,352.81	\$6,915,623.64		
June	1988	18	\$77,592.57	\$69,156.24	\$8,436.33	\$6,907,187.31		
July	1988	19	\$77,592.57	\$69,071.87	\$8,520.70	\$6,898,666.61		
August	1988	20	\$77,592.57	\$68,986.67	\$8,605.99	\$6,890,060.71		
September	1988	21	\$77,592.57	\$68,900.61	\$8,691.96	\$6,881,368.74		
October	1988	22	\$77,592.57	\$68,813.69	\$8,778.88	\$6,872,589.86		
November	1988	23	\$77,592.57	\$68,725.90	\$8,866.67	\$6,863,723.19		
December	1988	24	\$77,592.57	\$68,637.23	\$8,955.34	\$6,854,767.85	\$629,309.89	\$101,600.96
January	1989	25	\$77,592.57	\$68,547.68	\$9,044.89	\$6,845,722.96		
February	1989	26	\$77,592.57	\$68,457.23	\$9,135.34	\$6,836,587.61		
March	1989	27	\$77,592.57	\$68,365.88	\$9,226.69	\$6,827,360.92		
April	1989	28	\$77,592.57	\$68,273.61	\$9,318.96	\$6,818,041.96		
May	1989	29	\$77,592.57	\$68,180.42	\$9,412.15	\$6,808,629.81		
June	1989	30	\$77,592.57	\$68,086.30	\$9,506.27	\$6,799,123.53		
July	1989	31	\$77,592.57	\$67,991.24	\$9,601.34	\$6,789,522.20		
August	1989	32	\$77,592.57	\$67,895.22	\$9,697.35	\$6,779,824.85		
September	1989	33	\$77,592.57	\$67,798.25	\$9,794.32	\$6,770,030.53		
October	1989	34	\$77,592.57	\$67,700.31	\$9,892.27	\$6,760,138.26		
November	1989	35	\$77,592.57	\$67,601.38	\$9,991.19	\$6,750,147.07		
December	1989	36	\$77,592.57	\$67,501.47	\$10,091.10	\$6,740,055.97	\$816,398.98	\$114,711.88

Schedule 2 of Exhibit C

FMC Agreement No.: 010839-003 Effective Date: Monday, February 27, 1989

Downloaded from WWW.FMC.GOV on Tuesday, July 23, 2024

January	1990	37	\$77,592.57	\$67,400.56	\$10,192.01	\$6,729,863.96
February	1990	38	\$77,592.57	\$67,298.64	\$10,293.93	\$6,719,570.03
March	1990	39	\$77,592.57	\$67,195.70	\$10,396.87	\$6,709,173.16
April	1990	40	\$77,592.57	\$67,091.73	\$10,500.84	\$6,698,672.32
May	1990	41	\$77,592.57	\$66,986.72	\$10,605.85	\$6,688,066.47
June	1990	42	\$77,592.57	\$66,880.66	\$10,711.91	\$6,677,354.57
July	1990	43	\$77,592.57	\$66,773.55	\$10,819.03	\$6,666,535.54
August	1990	44	\$77,592.57	\$66,665.36	\$10,927.22	\$6,655,608.33
September	1990	45	\$77,592.57	\$66,556.08	\$11,036.49	\$6,644,571.84
October	1990	46	\$77,592.57	\$66,445.72	\$11,146.85	\$6,633,424.99
November	1990	47	\$77,592.57	\$66,334.25	\$11,259.32	\$6,622,166.67
December	1990	48	\$77,592.57	\$66,221.67	\$11,370.90	\$6,610,795.76

\$801,850.64 \$129,260.21

January	1991	49	\$77,592.57	\$66,107.96	\$11,484.61	\$6,599,311.15
February	1991	50	\$77,592.57	\$65,993.11	\$11,599.46	\$6,587,711.69
March	1991	51	\$77,592.57	\$65,877.12	\$11,715.45	\$6,575,966.23
April	1991	52	\$77,592.57	\$65,759.96	\$11,832.61	\$6,564,163.63
May	1991	53	\$77,592.57	\$65,641.64	\$11,950.93	\$6,552,212.69
June	1991	54	\$77,592.57	\$65,522.13	\$12,070.44	\$6,540,142.25
July	1991	55	\$77,592.57	\$65,401.42	\$12,191.15	\$6,527,951.10
August	1991	56	\$77,592.57	\$65,279.51	\$12,313.06	\$6,515,638.04
September	1991	57	\$77,592.57	\$65,156.38	\$12,438.19	\$6,503,201.85
October	1991	58	\$77,592.57	\$65,032.02	\$12,566.55	\$6,490,641.30
November	1991	59	\$77,592.57	\$64,906.41	\$12,698.16	\$6,477,955.14
December	1991	60	\$77,592.57	\$64,779.55	\$12,833.02	\$6,465,142.12

\$785,457.21 \$145,653.64

January	1992	61	\$77,592.57	\$64,651.42	\$12,941.15	\$6,452,200.97
February	1992	62	\$77,592.57	\$64,522.01	\$13,070.56	\$6,439,130.41
March	1992	63	\$77,592.57	\$64,391.30	\$13,201.27	\$6,425,928.14
April	1992	64	\$77,592.57	\$64,259.29	\$13,333.28	\$6,412,595.86
May	1992	65	\$77,592.57	\$64,125.96	\$13,466.61	\$6,399,129.25
June	1992	66	\$77,592.57	\$63,991.29	\$13,601.28	\$6,385,527.97
July	1992	67	\$77,592.57	\$63,855.28	\$13,737.29	\$6,371,790.68
August	1992	68	\$77,592.57	\$63,717.91	\$13,874.66	\$6,357,916.02
September	1992	69	\$77,592.57	\$63,579.16	\$14,013.41	\$6,343,902.60
October	1992	70	\$77,592.57	\$63,439.03	\$14,153.54	\$6,329,749.06
November	1992	71	\$77,592.57	\$63,297.49	\$14,295.08	\$6,315,453.98
December	1992	72	\$77,592.57	\$63,154.54	\$14,438.03	\$6,301,015.95

\$766,984.68 \$164,126.17

January	1993	73	\$77,592.57	\$63,010.16	\$14,582.41	\$6,286,433.54
February	1993	74	\$77,592.57	\$62,864.34	\$14,728.24	\$6,271,705.30
March	1993	75	\$77,592.57	\$62,717.05	\$14,875.52	\$6,256,829.78
April	1993	76	\$77,592.57	\$62,568.30	\$15,024.27	\$6,241,805.51
May	1993	77	\$77,592.57	\$62,418.06	\$15,174.52	\$6,226,631.00
June	1993	78	\$77,592.57	\$62,266.31	\$15,326.26	\$6,211,304.73
July	1993	79	\$77,592.57	\$62,113.05	\$15,479.52	\$6,195,825.21
August	1993	80	\$77,592.57	\$61,958.25	\$15,634.32	\$6,180,190.89
September	1993	81	\$77,592.57	\$61,801.91	\$15,790.66	\$6,164,400.23
October	1993	82	\$77,592.57	\$61,644.00	\$15,948.57	\$6,148,451.66
November	1993	83	\$77,592.57	\$61,484.52	\$16,108.05	\$6,132,343.61
December	1993	84	\$77,592.57	\$61,323.44	\$16,269.13	\$6,116,074.47

\$746,169.37 \$164,941.48

January	1994	85	\$77,592.57	\$61,160.74	\$16,431.63	\$6,099,642.65
February	1994	86	\$77,592.57	\$60,996.43	\$16,596.14	\$6,083,046.50
March	1994	87	\$77,592.57	\$60,830.47	\$16,762.11	\$6,066,284.40
April	1994	88	\$77,592.57	\$60,662.84	\$16,929.73	\$6,049,354.67

Schedule 2 of Exhibit C

FMC Agreement No.: 010839-003 Effective Date: Monday, February 27, 1989

(Rev Downloaded from WWW.FMC.GOV on Tuesday, July 23, 2024

May	1994	89	\$77,592.57	\$60,493.55	\$17,099.02	\$6,032,255.64		
June	1994	90	\$77,592.57	\$60,322.56	\$17,270.01	\$6,014,985.63		
July	1994	91	\$77,592.57	\$60,149.86	\$17,442.71	\$5,997,542.92		
August	1994	92	\$77,592.57	\$59,975.43	\$17,617.14	\$5,979,925.77		
September	1994	93	\$77,592.57	\$59,799.26	\$17,793.31	\$5,962,132.46		
October	1994	94	\$77,592.57	\$59,621.32	\$17,971.25	\$5,944,161.21		
November	1994	95	\$77,592.57	\$59,441.61	\$18,150.96	\$5,926,010.26		
December	1994	96	\$77,592.57	\$59,260.10	\$18,332.47	\$5,907,677.79		
							\$722,714.17	\$208,396.68
January	1995	97	\$77,592.57	\$59,076.78	\$18,515.79	\$5,889,161.99		
February	1995	98	\$77,592.57	\$58,891.62	\$18,700.95	\$5,870,461.04		
March	1995	99	\$77,592.57	\$58,704.61	\$18,887.96	\$5,851,573.08		
April	1995	100	\$77,592.57	\$58,515.73	\$19,076.84	\$5,832,496.24		
May	1995	101	\$77,592.57	\$58,324.96	\$19,267.61	\$5,813,223.63		
June	1995	102	\$77,592.57	\$58,132.29	\$19,460.28	\$5,793,768.35		
July	1995	103	\$77,592.57	\$57,937.68	\$19,654.89	\$5,774,113.46		
August	1995	104	\$77,592.57	\$57,741.13	\$19,851.44	\$5,754,262.03		
September	1995	105	\$77,592.57	\$57,542.62	\$20,049.95	\$5,734,212.08		
October	1995	106	\$77,592.57	\$57,342.12	\$20,250.45	\$5,713,961.63		
November	1995	107	\$77,592.57	\$57,139.62	\$20,452.95	\$5,693,508.67		
December	1995	108	\$77,592.57	\$56,935.09	\$20,657.48	\$5,672,851.19		
							\$696,224.25	\$234,826.60
January	1996	109	\$77,592.57	\$56,728.51	\$20,864.06	\$5,651,987.13		
February	1996	110	\$77,592.57	\$56,519.87	\$21,072.70	\$5,630,914.43		
March	1996	111	\$77,592.57	\$56,309.14	\$21,283.43	\$5,609,631.00		
April	1996	112	\$77,592.57	\$56,096.31	\$21,496.26	\$5,588,134.74		
May	1996	113	\$77,592.57	\$55,881.35	\$21,711.22	\$5,566,423.52		
June	1996	114	\$77,592.57	\$55,664.24	\$21,928.34	\$5,544,495.18		
July	1996	115	\$77,592.57	\$55,444.95	\$22,147.62	\$5,522,347.56		
August	1996	116	\$77,592.57	\$55,223.48	\$22,369.10	\$5,499,978.47		
September	1996	117	\$77,592.57	\$54,999.78	\$22,592.79	\$5,477,395.68		
October	1996	118	\$77,592.57	\$54,773.26	\$22,818.71	\$5,454,566.97		
November	1996	119	\$77,592.57	\$54,545.67	\$23,046.90	\$5,431,520.07		
December	1996	120	\$77,592.57	\$54,315.20	\$23,277.37	\$5,408,242.70		
							\$666,502.36	\$264,608.49
January	1997	121	\$77,592.57	\$54,082.43	\$23,510.14	\$5,384,732.55		
February	1997	122	\$77,592.57	\$53,847.33	\$23,745.25	\$5,360,987.31		
March	1997	123	\$77,592.57	\$53,609.87	\$23,982.70	\$5,337,004.61		
April	1997	124	\$77,592.57	\$53,370.05	\$24,222.52	\$5,312,782.08		
May	1997	125	\$77,592.57	\$53,127.82	\$24,464.75	\$5,288,317.33		
June	1997	126	\$77,592.57	\$52,883.17	\$24,709.40	\$5,263,607.94		
July	1997	127	\$77,592.57	\$52,636.08	\$24,956.49	\$5,238,651.44		
August	1997	128	\$77,592.57	\$52,386.51	\$25,206.06	\$5,213,445.39		
September	1997	129	\$77,592.57	\$52,134.45	\$25,458.12	\$5,187,987.27		
October	1997	130	\$77,592.57	\$51,879.87	\$25,712.70	\$5,162,274.57		
November	1997	131	\$77,592.57	\$51,622.75	\$25,969.83	\$5,136,304.75		
December	1997	132	\$77,592.57	\$51,363.05	\$26,229.52	\$5,110,075.22		
							\$632,943.38	\$298,167.47
January	1998	133	\$77,592.57	\$51,100.75	\$26,491.82	\$5,083,583.41		
February	1998	134	\$77,592.57	\$50,835.83	\$26,756.74	\$5,056,826.67		
March	1998	135	\$77,592.57	\$50,568.27	\$27,024.30	\$5,029,802.37		
April	1998	136	\$77,592.57	\$50,298.02	\$27,294.55	\$5,002,507.82		
May	1998	137	\$77,592.57	\$50,025.08	\$27,567.49	\$4,974,943.33		
June	1998	138	\$77,592.57	\$49,749.40	\$27,843.17	\$4,947,097.16		
July	1998	139	\$77,592.57	\$49,470.97	\$28,121.60	\$4,918,975.56		
August	1998	140	\$77,592.57	\$49,189.76	\$28,402.82	\$4,890,572.74		

③ Schedule 2 of Exhibit C

FMC Agreement No.: 010839-003 Effective Date: Monday, February 27, 1989

(Re) Downloaded from WWW.FMC.GOV on Tuesday, July 23, 2024

September	1998	141	\$77,592.57	\$48,905.73	\$28,686.84	\$4,861,885.90
October	1998	142	\$77,592.57	\$48,618.86	\$28,973.71	\$4,832,912.19
November	1998	143	\$77,592.57	\$48,329.12	\$29,263.45	\$4,803,648.74
December	1998	144	\$77,592.57	\$48,036.49	\$29,556.08	\$4,774,092.66

\$595,128.28 \$335,982.57

January	1999	145	\$77,592.57	\$47,740.93	\$29,851.64	\$4,744,241.01
February	1999	146	\$77,592.57	\$47,442.41	\$30,150.16	\$4,714,090.85
March	1999	147	\$77,592.57	\$47,140.91	\$30,451.66	\$4,683,639.19
April	1999	148	\$77,592.57	\$46,836.39	\$30,756.18	\$4,652,883.01
May	1999	149	\$77,592.57	\$46,528.83	\$31,063.74	\$4,621,819.27
June	1999	150	\$77,592.57	\$46,218.19	\$31,374.38	\$4,590,444.89
July	1999	151	\$77,592.57	\$45,904.45	\$31,688.12	\$4,558,756.77
August	1999	152	\$77,592.57	\$45,587.57	\$32,005.00	\$4,526,751.76
September	1999	153	\$77,592.57	\$45,267.52	\$32,325.05	\$4,494,426.71
October	1999	154	\$77,592.57	\$44,944.27	\$32,648.30	\$4,461,778.41
November	1999	155	\$77,592.57	\$44,617.78	\$32,974.79	\$4,428,803.62
December	1999	156	\$77,592.57	\$44,288.04	\$33,304.53	\$4,395,499.09

\$552,517.28 \$378,593.57

January	2000	157	\$77,592.57	\$43,954.99	\$33,637.58	\$4,361,861.51
February	2000	158	\$77,592.57	\$43,618.62	\$33,973.96	\$4,327,887.55
March	2000	159	\$77,592.57	\$43,278.68	\$34,313.70	\$4,293,573.85
April	2000	160	\$77,592.57	\$42,935.74	\$34,656.83	\$4,258,917.02
May	2000	161	\$77,592.57	\$42,589.17	\$35,003.40	\$4,223,913.62
June	2000	162	\$77,592.57	\$42,239.14	\$35,353.43	\$4,188,560.19
July	2000	163	\$77,592.57	\$41,885.60	\$35,706.97	\$4,152,853.22
August	2000	164	\$77,592.57	\$41,528.53	\$36,064.04	\$4,116,789.18
September	2000	165	\$77,592.57	\$41,167.89	\$36,424.68	\$4,080,364.50
October	2000	166	\$77,592.57	\$40,803.65	\$36,788.93	\$4,043,575.57
November	2000	167	\$77,592.57	\$40,435.76	\$37,156.82	\$4,006,418.76
December	2000	168	\$77,592.57	\$40,064.19	\$37,528.38	\$3,968,890.38

\$504,502.14 \$426,608.71

January	2001	169	\$77,592.57	\$39,688.90	\$37,903.67	\$3,930,986.71
February	2001	170	\$77,592.57	\$39,309.87	\$38,282.70	\$3,892,704.01
March	2001	171	\$77,592.57	\$38,927.04	\$38,665.53	\$3,854,038.47
April	2001	172	\$77,592.57	\$38,540.38	\$39,052.19	\$3,814,986.29
May	2001	173	\$77,592.57	\$38,149.86	\$39,442.71	\$3,775,543.58
June	2001	174	\$77,592.57	\$37,755.44	\$39,837.14	\$3,735,706.45
July	2001	175	\$77,592.57	\$37,357.06	\$40,235.51	\$3,695,470.94
August	2001	176	\$77,592.57	\$36,954.71	\$40,637.86	\$3,654,833.08
September	2001	177	\$77,592.57	\$36,548.33	\$41,044.24	\$3,613,788.84
October	2001	178	\$77,592.57	\$36,137.89	\$41,454.68	\$3,572,334.15
November	2001	179	\$77,592.57	\$35,723.34	\$41,869.23	\$3,530,464.93
December	2001	180	\$77,592.57	\$35,304.65	\$42,287.92	\$3,488,177.00

\$450,397.48 \$480,713.37

January	2002	181	\$77,592.57	\$34,881.77	\$42,710.80	\$3,445,466.20
February	2002	182	\$77,592.57	\$34,454.66	\$43,137.91	\$3,402,328.29
March	2002	183	\$77,592.57	\$34,023.28	\$43,569.29	\$3,358,759.01
April	2002	184	\$77,592.57	\$33,587.59	\$44,004.98	\$3,314,754.03
May	2002	185	\$77,592.57	\$33,147.54	\$44,445.03	\$3,270,308.99
June	2002	186	\$77,592.57	\$32,703.09	\$44,889.48	\$3,225,419.51
July	2002	187	\$77,592.57	\$32,254.20	\$45,338.38	\$3,180,081.14
August	2002	188	\$77,592.57	\$31,800.81	\$45,791.76	\$3,134,289.38
September	2002	189	\$77,592.57	\$31,342.69	\$46,249.68	\$3,088,039.70
October	2002	190	\$77,592.57	\$30,880.40	\$46,712.17	\$3,041,327.53
November	2002	191	\$77,592.57	\$30,413.28	\$47,179.30	\$2,994,148.23
December	2002	192	\$77,592.57	\$29,941.48	\$47,651.09	\$2,946,497.14

Schedule 2 of Exhibit C

FMC Agreement No.: 010839-003 Effective Date: Monday, February 27, 1989

(Rev Downloaded from WWW.FMC.GOV on Tuesday, July 23, 2024

January	2003	193	\$77,592.57	\$23,464.97	\$48,127.60	\$2,898,369.54	\$387,430.99	\$541,679.86
February	2003	194	\$77,592.57	\$28,583.70	\$48,608.88	\$2,849,760.67		
March	2003	195	\$77,592.57	\$28,497.61	\$49,094.96	\$2,800,665.70		
April	2003	196	\$77,592.57	\$28,006.66	\$49,555.91	\$2,751,079.79		
May	2003	197	\$77,592.57	\$27,510.80	\$50,081.77	\$2,700,998.02		
June	2003	198	\$77,592.57	\$27,009.98	\$50,582.59	\$2,650,415.43		
July	2003	199	\$77,592.57	\$26,504.15	\$51,088.42	\$2,599,327.01		
August	2003	200	\$77,592.57	\$25,993.27	\$51,599.30	\$2,547,727.71		
September	2003	201	\$77,592.57	\$25,477.28	\$52,115.29	\$2,495,612.42		
October	2003	202	\$77,592.57	\$24,956.12	\$52,636.45	\$2,442,975.97		
November	2003	203	\$77,592.57	\$24,429.76	\$53,162.61	\$2,389,813.16		
December	2003	204	\$77,592.57	\$23,898.13	\$53,694.44	\$2,336,118.72		
							\$320,732.43	\$610,378.42
January	2004	205	\$77,592.57	\$23,361.19	\$54,231.38	\$2,281,887.33		
February	2004	206	\$77,592.57	\$22,818.87	\$54,773.70	\$2,227,113.64		
March	2004	207	\$77,592.57	\$22,271.14	\$55,321.43	\$2,171,792.20		
April	2004	208	\$77,592.57	\$21,717.92	\$55,874.65	\$2,115,917.55		
May	2004	209	\$77,592.57	\$21,157.18	\$56,433.40	\$2,059,484.16		
June	2004	210	\$77,592.57	\$20,594.84	\$56,997.73	\$2,002,486.43		
July	2004	211	\$77,592.57	\$20,024.86	\$57,567.71	\$1,944,918.72		
August	2004	212	\$77,592.57	\$19,449.19	\$58,143.38	\$1,886,775.34		
September	2004	213	\$77,592.57	\$18,867.75	\$58,724.82	\$1,828,050.52		
October	2004	214	\$77,592.57	\$18,280.51	\$59,312.07	\$1,768,738.46		
November	2004	215	\$77,592.57	\$17,687.38	\$59,905.19	\$1,708,833.27		
December	2004	216	\$77,592.57	\$17,088.33	\$60,504.24	\$1,648,329.03		
							\$243,321.16	\$687,789.69
January	2005	217	\$77,592.57	\$16,483.29	\$61,109.28	\$1,587,219.75		
February	2005	218	\$77,592.57	\$15,872.20	\$61,720.37	\$1,525,499.38		
March	2005	219	\$77,592.57	\$15,254.99	\$62,337.58	\$1,463,161.80		
April	2005	220	\$77,592.57	\$14,631.62	\$62,960.95	\$1,400,200.85		
May	2005	221	\$77,592.57	\$14,002.01	\$63,590.56	\$1,336,610.29		
June	2005	222	\$77,592.57	\$13,366.10	\$64,226.47	\$1,272,383.82		
July	2005	223	\$77,592.57	\$12,723.64	\$64,868.73	\$1,207,515.08		
August	2005	224	\$77,592.57	\$12,075.15	\$65,517.42	\$1,141,997.66		
September	2005	225	\$77,592.57	\$11,419.98	\$66,172.59	\$1,075,825.07		
October	2005	226	\$77,592.57	\$10,758.25	\$66,834.32	\$1,008,990.75		
November	2005	227	\$77,592.57	\$10,089.91	\$67,502.66	\$941,488.09		
December	2005	228	\$77,592.57	\$9,414.88	\$68,177.69	\$873,310.40		
							\$156,092.22	\$775,018.63
January	2006	229	\$77,592.57	\$8,733.10	\$68,859.47	\$804,450.93		
February	2006	230	\$77,592.57	\$8,044.51	\$69,548.06	\$734,902.87		
March	2006	231	\$77,592.57	\$7,349.03	\$70,243.54	\$664,659.33		
April	2006	232	\$77,592.57	\$6,646.59	\$70,945.98	\$593,713.35		
May	2006	233	\$77,592.57	\$5,937.13	\$71,655.44	\$522,057.91		
June	2006	234	\$77,592.57	\$5,220.58	\$72,371.99	\$449,685.92		
July	2006	235	\$77,592.57	\$4,496.86	\$73,095.71	\$376,590.21		
August	2006	236	\$77,592.57	\$3,765.90	\$73,826.67	\$302,763.54		
September	2006	237	\$77,592.57	\$3,027.64	\$74,564.94	\$228,198.60		
October	2006	238	\$77,592.57	\$2,281.99	\$75,310.58	\$152,888.02		
November	2006	239	\$77,592.57	\$1,528.88	\$76,063.69	\$76,824.33		
December	2006	240	\$77,592.57	\$768.24	\$76,824.33	\$0.00		
							\$57,800.45	\$873,310.40

Totals \$18,622,217.01 \$11,575,305.01 \$7,046,912.00 \$11,575,305.01 \$7,046,912.00

⑤ Schedule 2 of Exhibit C

FMC Agreement No.: 010839-003 Effective Date: Monday, February 27, 1989

(Rev. Downloaded from WWW.FMC.GOV on Tuesday, July 23, 2024)